



RAK BATHWARE



www.rakbathware.com.au 1300 661 727

Compact Back to Wall Back Inlet

FEATURES

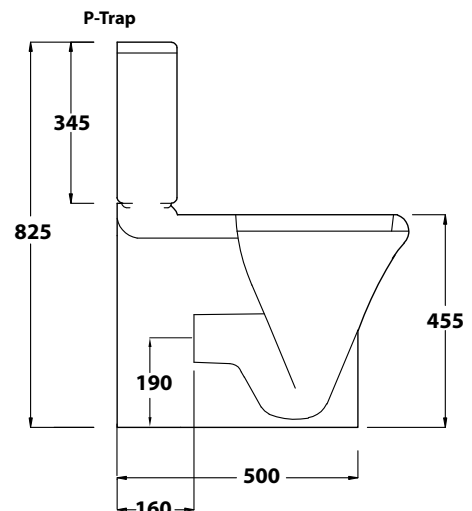
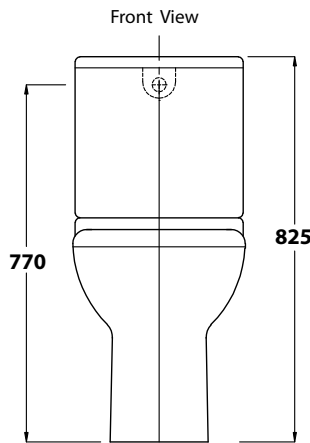
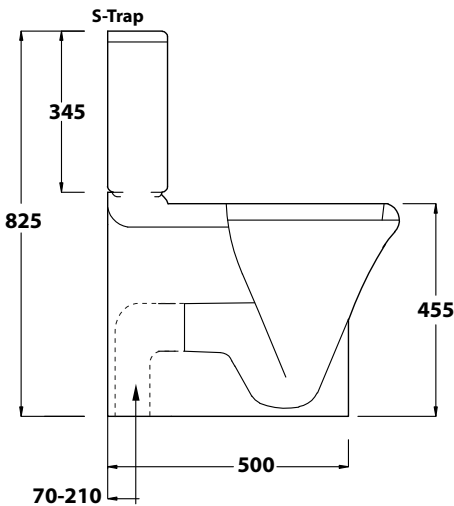
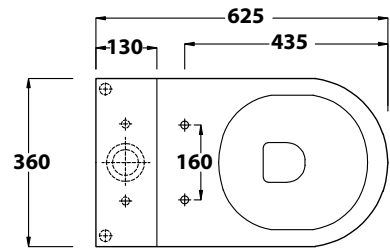
- P-Trap
- Boxed rim pan
- Concealed floor fixings
- Cistern with Geberit valves
- Urea soft close quick release seat
- Centre inlet connection
- Extended height pan
- White only
- WELS 4 star rated, 4.5/3L

WARRANTY

- Vitreous China: 10 year
- Internal valves: 2 year
- Seat: 1 year

AVAILABLE OPTIONS

- Regular S-Trap vario bend 70-160mm connector
- Maxi S-Trap vario bend 160-210mm connector
- Bottom inlet



Installation Note:

Rear inlet requires 15mm female BP flush with the finished wall

* Tolerance: ±3 % on dimensions below 200mm & ±5% for dimensions above 200mm
All Measurements relate to finish floor or finish wall measurements.
All information shown are correct at time of printing, 16/12/2014.
RAK Bathware recommends, that prior to installation all technical specifications be confirmed with current tech specs on our website www.rakbathware.com.au



Water Mark
AS1172
Lic. WMKA01985
Standards Australia
MADE IN U.A.E.

